


Runa™ RP-32 and RP-33 Path Lights

PATH LIGHT



PROJECT

CATALOG #

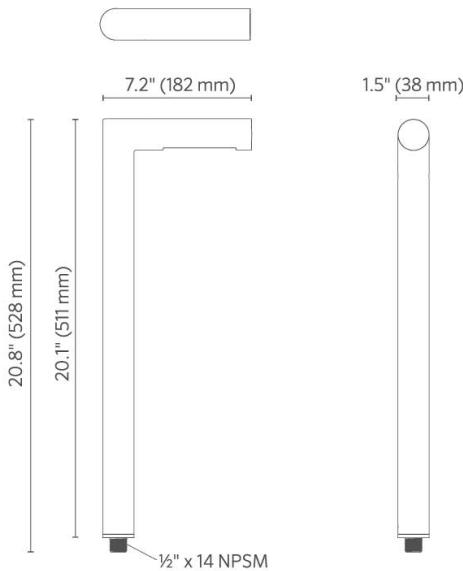
TYPE

NOTES

Bring precise illumination to any pathway with the Runa RP-32 and RP-33 Path Lights! Boasting a sleek tubular design, these innovative fixtures include an easily adjustable, rotational head that delivers light exactly where it's needed. The RP-32 also offers compatibility with Luxor® technology, balancing quality, performance, and functionality to ensure optimal lighting control from every angle.

Quick Facts

- Sleek, contemporary design and small footprint
- Sturdy die-cast, extruded aluminum and an IP67 rating for resilience and added peace of mind
- Compatible with Luxor technology for powerline zoning, smooth PWM dimming, and RGBW color-changing options
- Conduit stabilizer and standard 3/4" conduit provide extra stability
- Adjustable, rotational head for precise lighting control
- Two-part anodization and TGIC powder-coat finish for added corrosion resistance



# Runa™ RP-32 and RP-33 Path Lights SPECIFICATIONS

	RP-32	RP-32	RP-33
Light Source	Powerboard™ Integrated LEDs	Powerboard™ Integrated LEDs	G4 LED Lamp
Power	1 LED	ZDC	E2
Total Lumens (lm)	55	50-60	50-55
Power Consumption (VA)	2.2	4.3	1.3
Efficacy (lm/W)	28	21	41
Color Temperature (CCT)	2700K (Warm) 3000K (Soft) Wildlife-Friendly (Amber)	RGBW	2700K (Warm) 3000K (Soft)
Color Rendering Index (CRI)	85+	-	84+
Maximum Candela (cd)	24	25	N/A
Input Voltage (V)	10-15	11-15	10-15
Luxor Compatibility			
Powerline Zoning (Z)	Default	Default	-
Smooth PWM Dimming (D)	ZD	ZDC	-
RGBW Color-Changing (C)	-	ZDC	-
Minimum Rated Life (L90/B10)	72,000 Hrs	55,000 Hrs	33,000 Hrs

# Runa™ RP-32 and RP-33 Path Lights SPECIFICATIONS

## About FX Luminaire

As a leading manufacturer of landscape and architectural lighting, FX Luminaire provides innovative products, resources, and support to help customers bring their visions to life. The company offers a range of specification-driven solutions, including fixtures, controls, and accessories, to enhance residential and commercial landscapes.

## Threads

½"-14 NPSM (with included adapter)

## Dimming

Primary: Consult transformer specifications Secondary: Luxor® control or a trailing-edge (reverse phase-cut) dimmer

## Adjustability

Adjustable fixture head rotates 270° to direct light upward/downward as needed.

## Finish

Two-layer protection of sulfuric acid anodization and polyester, TGIC powder-coat finish provide superior outdoor weathering in all conditions. Tested to ASTM standards.

## Hardware

Standard North American ¾" Schedule 40 conduit and composite stabilizing stake mount

## Wiring

18 AWG (1 mm); SPT-1W; 220°F (105°C); 300 V; 10' (3 m) length, measured from the light aperture

## Sockets

Socket contains MoistureBlock™ Technology to prevent moisture from wicking up into sealed areas of the fixture

## Power

Input 10-15 VAC/DC, 50/60 Hz. for white, and 11-15 VAC, 50/60 Hz. for RGBW (ZDC). Remote transformer required (specify separately).

## Housing

Die-cast aluminum housing with capacity for Powerboard rectangular 1 LED or G4 LED lamp.

## Weight

3 lbs (1.4 kg)

## Lens

Frosted polycarbonate lens with high tolerance for thermal expansion, stress, and abuse

## International Compliance

Compliant per IEC 60598-1 and EIC 60598-2-4 by selecting the "E" version (RP-32 only)

## Ambient Operating Temperature

0°F to 140°F (-18°C to 60°C)

## Sustainability

Innovation meets conservation in the design and manufacturing of our products. Where we can, we use recycled materials while maintaining superior functionality. Our LED products provide high quality light at optimal energy efficiency, lifespan, and durability.

## Control

ZD or ZDC options utilize Luxor® Technology to zone fixtures in up to 250 groups, dim each group in 1% increments between 0% and 100%, or change to one of 30,000 colors with RGBW LEDs. Select the ZD option for zoning/dimming or ZDC for zoning/dimming/color. Standard fixture is zoneable with Luxor (RP-32 only).

## Manufacturing

ISO 9001:2015 certified facility

## Bug Rating

B0-U0-G0 with housing facing directly downward

## Warranty

Physical product: 10-year limited. Electronics: 10-year limited (RP-32) or 5-year limited (RP-33).

## Listings



# Runa™ RP-32 and RP-33 Path Lights

ORDERING INFORMATION

[field\_spec\_builder\_mount] [field\_spec\_builder\_mount]

FixtureControl		Power	Color Temp	Compliance	Riser Height	Finish
RP-32	[Default] Zone with Luxor, On/Off, Phase Dimmable	1LED 2.2 VA, 45 lm	W Warm (2700K)	[default] North America (UL Listed)	18R	BZ Bronze
						<del>Metallic</del>
	RP-33 ZD Zone/Dim with Luxor	[Default] 2.2 VA, 45 lm, ZD Option Required	S Soft (3000K)	E International (CE Certified)		FB Black
	ZDC Zone/Dim/Color with Luxor	[Default] 4.3 VA, 35-45 lm, ZDC Option Required	T Wildlife-Friendly (585 to 595 nm)			DG Desert
						<del>Granite</del>
	[Default] G4	E2 1.3 VA, Eco G4 LED Lamp, 30 lm	[Default] RGBW, ZDC Option Required			WI Weathered
		NL Lamp not included	[Default] No color, "No Lamp" Option Specified			<del>Iron</del>
						SB Sedona
						<del>Brown</del>
						FW Flat
						<del>White</del>
						SV Silver

-

-

-

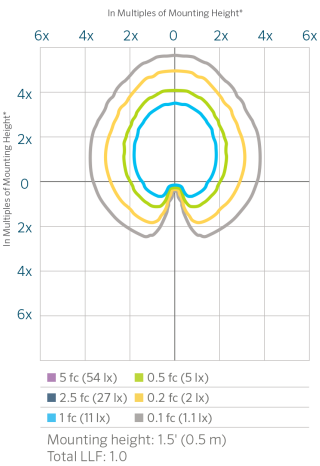
-

-

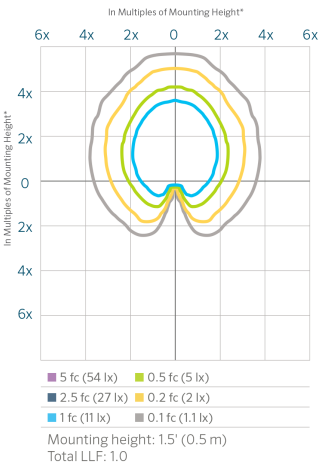
-

EXAMPLE FIXTURE CONFIGURATION: RP-32-XX-XXXX-XX

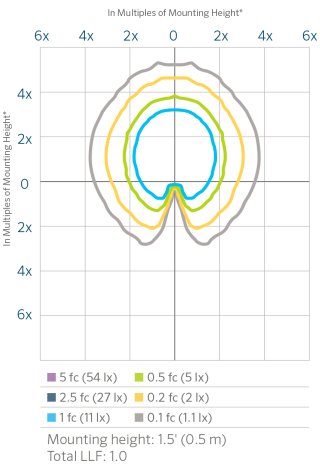
Isofootcandle Plot  
RP-32 (1 LED)










Isofootcandle Plot  
RP-32 (2DC)



Isofootcandle Plot  
RP-33 (G4 Eco 1.3 VA)



MOUNTING OPTIONS: Specify Separately

Mounts	Catalog No.		Mounts	Catalog No.	
Long Slot Spike	250015840000		Three-Prong Spike	250020020000	
Adapter, 3/4" Schedule 40 to 1/2"-14 NPSM	250035490000		Conduit Stabilizer for MP-J (with 3/4" conduit)	CSKIT-MPJ	
CE Certified Spike	eKitSpike		ProAim® Ratcheting Spike	PARS	
Deck Mount for Runa RP-32 and RP-33 Path Lights	RP-32-DM-XX		Variable Height Riser for Up Lights	VHR-UL	